


How to make a St Bridget's Cross

Using pipe cleaners or straws


Step 1- use pipe cleaners or straws




Step 2- use two pipe cleaners to make a cross



Step 3- Think of the cross as a clock face. Fold a new pipe cleaner over the 3 o' clock



Step 4. Fold a second pipe cleaner over the 6 o'clock, always working clockwise.



Step 5. Fold the third pipe cleaner over 9 o'clock.



Step 6. Fold the fourth pipe cleaner over 12 o'clock






Repeat this process.





1



2



Repeat once more



Secure the ends using elastic bands,
string or thread



You own St Bridget's cross

